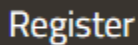


Registration Guidelines: socialprotection.org

These Guidelines are designed to aid users of socialprotection.org in becoming a member of socialprotection.org, gaining access to the platform's array of interactive features.

1.

Access the homepage of socialprotection.org and click on the **Register** button (available on the right hand side of the header of the webpage).



You will be directed to the **Create new account** form.

2.

Complete your account profile, making sure to fill in all mandatory fields marked with a *. Please make sure you select a Username which identifies who you are.

Username *

E-mail address *

Personal Info

First name *

Last name *

Gender

- None -



Country *

- Select a value -



Mother tongue *

- Select a value -



Spoken Languages

Arabic

Chinese

English

French

Spanish

Russian



Professional position

- None -

Professional Headline

Regions of interest

- Global
- East Asia & Pacific
- Europe & Central Asia
- Latin America & Caribbean
- Middle East & North Africa
- North America
- South Asia
- Sub-Saharan Africa

Institutional affiliation *

+

Inform here your institution

If other, please specify

Institution Type *

- Select a value -

About me

How did you hear of www.socialprotection.org? *

- Socialprotection.org newsletter
- Email from socialprotection.org team
- Webinar
- Facebook
- Twitter
- LinkedIn
- Other social media
- Internet online search
- From a colleague
- Face to face meeting / event
- Other

Social media

Facebook	Twitter
<input type="text"/>	<input type="text"/>
Linkedin	Personal website link
<input type="text"/>	<input type="text"/>

Upload CV

Nenhum arquivo selecionado

[More information](#)

4.

When registering, determine whether you would like to subscribe to socialprotection.org's **Webinar alerts** and **Newsletter**. Click the box to agree to the platform's **Terms and Conditions** and type in the displayed **Captcha** code.

Subscriptions

Webinar Alerts

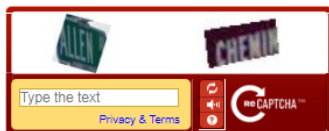
English

French

Spanish

Newsletter

English



I agree to the Social Protection Knowledge Sharing Gateway's [Terms of Use](#) and [Privacy Policy](#)

5.

Once you have completed the mandatory fields of your account, click on **Create new account**.

Create new account

6.

A message will appear confirming that you have successfully submitted the registration form:

Thank you for registering with SocialProtection.org.
An email has just been sent to your registered email account.
Please follow the instructions to confirm your registration.

You will receive an email with the following information:

Thank you for registering at socialprotection.org. You may now log in by clicking this link or copying and pasting it to your browser:

<http://socialprotection.org/user/reset/16349/1493213890/59k0kmcSYK1rE-ItsyAde3YKf8Q3MSJy8KtoIn9pGI>

This link can only be used once to log in and will lead you to a page where you can set your password.

After setting your password, you will be able to log in at

<http://socialprotection.org/user> in the future using:

username: testuser

password: Your password

Click on the link to confirm your account. You will be redirected to the platform:



My Account

This is a one-time login for *testuser* and will expire on *Thu, 04/27/2017 - 13:38*.
Click on the login button to log in to the site and change your password.
This login can be used only once.

Log in


Click on the button to create your password:

Password

Confirm password

You can also add your picture:

Picture



Upload picture

No file chosen

Then click on Save at the bottom of the page:

✓ Save

You are now successfully registered at the platform and may Share content!

To edit any of your account details, click on My account and then on

 **Edit**